



WEAVE

RUG INFORMATION GUIDE



THE WEAVE DIFFERENCE

All our rugs are hand woven on looms in northern India. Rugs have been woven in this area for generations, using weaving skills handed down through artisan families. Our hand woven rugs are beautiful in their individuality and durability.

We choose to use predominantly natural fibres for their elegance and longevity. Our rugs are made from wool, cotton, bamboo silk, viscose and jute.

We work closely with our suppliers to create premium products for our customers, and positive outcomes for the local communities where they are made.



CARE AND FAIR

We are proud members of Care & Fair, an international organisation that aims to eliminate illegal child labour in rug weaving areas.

Our contributions help to improve the living standard of families and communities in these regions.

All our rugs show the Care & Fair logo to indicate our commitment to this cause and a percentage of our sales are contributed directly to this organisation.

At present, C & F supports 10 schools, 6 adult education centres and 3 day care clinics in India and Pakistan.





CHOOSE A RUG THAT WILL LAST

We have put together an in-depth guide outlining key points for consideration when choosing a rug. This will allow you to shop with confidence and choose a rug that will suit both your aesthetic and lifestyle.

WOOLLEN RUGS

Woollen rugs are always a favourite for bedrooms and it is no wonder why! This warm natural fibre is resilient, easy to clean, naturally flame resistant, insulating, water repelling, and it even has antibacterial properties - making it a great choice for people suffering from asthma or allergies.

COLOUR & PATTERN

If you are decorating your room from scratch, it is often helpful to choose your rug first as this can then anchor the room and define what colours and textures you will use for other furnishings. For example if you choose a patterned rug you may opt for a plainer sofa or other soft furnishings. If the rug has colour - you may choose artwork and cushions that compliment the colours in the rug.

From a practicality perspective, stick to rugs in darker colourways or that have a pattern. These styles will hide wear and tear such as hard to remove spots more easily. With Weave's wide selection of floor rugs, there is a range of dark colourways and patterns to choose from.

SIZE

In general, it is worthwhile investing in the largest rug that will fit your room. Larger rugs open up the space whereas a small rug in a larger area can make the room feel cramped. It is always a good idea to have furniture sit on top of your rug rather than surround the rug. This pulls the room together and creates a cohesive space.

TEXTURE

Considering the texture of the rug is also important. Remember, the addition of a rug is the perfect opportunity to create harmony between your room's design elements. When deciding on what colours and textures to choose, think about what is missing in the space and fill the void! If you have a predominantly neutral interior a textured rug with a lot of detail will add interest to the area.

SAFETY

Last but not least you want to ensure that your rug doesn't present any trip hazards to prevent any little falls or bumps. When it comes to the rug itself, you'll want to check if it has a cotton backing. This will prevent your rug slipping on hardwood floors or bunching on carpet. Each Weave rug comes with high-quality cotton backing important for stability and durability.



CHECK WHAT THE RUG IS MADE OF

One of the most important things you want to look out for when shopping online is the material that the rug is made of. To choose the right material, you will need to consider how much traffic your rug will receive, what type of texture you want and what your budget is. We have put together an in-depth guide to the three most commonly used materials so that you can shop with confidence.

WOOLLEN RUGS

Wool is a natural fibre that has been used to produce excellence quality rugs for centuries. There is a wide range of different wool types used in the rug weaving industry. When shopping online, be mindful that synthetic wool does not have the same properties as true wool.

Why we love it:

- A beautifully soft resilient fibre that is easy to clean – with good stain and water repellent properties
- Wool is naturally anti-static, repelling lint, dirt, and dust from its surface, keeping it much cleaner for longer.
- When it does need cleaning, wool rugs are easier to maintain because the outside surface of the wool fibre consists of a series of overlapping scales (similar to the feathers on a bird), which means that dirt sits on the surface of the fibre, making it easy to remove with a simple vacuuming
- Dyes easily and holds its appearance for a long time
- Longer lifespan than other fibres
- No smell

Considerations:

- It is usually more expensive than other fibres but it is worth it for its high quality
- Absorbs humidity so not good for damp places
- It will shed for a little while when new so will require regular vacuuming
- Best for high-traffic spaces that may expect a spill such as the living room and dining room





JUTE RUGS

Jute is a natural fibre made from a plant native to India. The long, soft and shiny fibres, found at the central parts of the stalk, are spun into strong threads. The most common type of jute produced today is brown jute which is golden in colour – it is stronger, softer and silkier than its counterpart white jute. Being a natural material, it can add a coastal or earthy vibe to any space.

Why we love it:

- Creates tough and durable rugs and has the ability to construct unique weaves and textures that other types of fibre normally cannot achieve
- Eco-friendly and renewable – typically free from chemical processing
- Great for adding visual interest anywhere in your home

Considerations:

- More coarse & rough on your feet compared to other natural fibre rugs
- Absorbs water easily – making it difficult to clean and can show watermarks overtime
- Best for high-traffic and sunny areas such as your living room.

VISCOSE AND BAMBOO SILK RUGS

Bamboo silk and viscose are both cellulosic fibres made from wood pulp. The difference is that bamboo silk fibres are made specifically from bamboo. Both fibres have a lustrous, silk like look and a soft touch.

Why we love it:

- Provides a soft silk like look at an affordable price
- Absorbs dye well resulting in both vibrant and subtle colours
- Very soft and comfortable underfoot

Considerations:

- More shedding does occur in viscose and bamboo silk rugs than other fibres but this does settle down after time
- Not suitable for high traffic areas
- We recommend that all viscose or bamboo silk rugs are treated by Rug Protection Systems before use
- Professional cleaning is recommended
- Staining will occur if rug is not stain treated and a liquid spill takes place



CARING FOR YOUR RUG

CARE FOR VISCOSE & BAMBOO SILK RUGS

- Do not spot clean or use liquid cleaners (inc. water) on viscose rugs.
- Blot spills immediately with a paper towel or colourless cloth.
- Do not scrub rugs as it may cause permanent pile damage.
- Use professional rug cleaners only for dry cleaning service.
- It is best to vacuum your rug before any dirt is embedded, ideally twice a week in the first few months.
- Vacuum regularly with low suction power in one direction.
- Avoid direct sunlight.
- Regularly rotate your rug to ensure even wear.
- Shedding of fibres from new rugs is to be expected and will reduce with time.
- We recommend that all viscose and bamboo silk rugs are treated by our partner Premium Surface Protection to ensure stain resistance.

CARE FOR WOOL, COTTON OR JUTE RUGS

- Treat spots and spills immediately with warm water and paper towel.
- If stain persists – contact professional rug cleaner immediately.
- Do not scrub rugs as it may cause permanent pile damage.
- It is best to vacuum your rug before any dirt is embedded, ideally twice a week in the first few months.
- Vacuum regularly with low suction power.
- Avoid direct sunlight.
- Regularly rotate your rug to ensure even wear.
- Shedding of fibres from new rugs is to be expected and will reduce with time.
- Jute colour will vary due to natural fibre variation and should be expected from rug to rug.

GENERAL MAINTENANCE

Regular maintenance is required in order to preserve the appearance of your rug and to make it last longer. We suggest:

- Vacuum your rug at least once a week, on a low suction only, to prevent dust and crumbs from settling into the roots of the fibres - ensure to use a brushless attachment.
- Avoid direct and continuous exposure to sunlight.
- Use rug protectors under the legs of heavy furniture to avoid flattening pile.
- Rotate your carpet by 180° every six months, as this will decrease wear to heavily used areas.
- If you need to store your rug do this in a dry, well ventilated area.
- Use of a rug underlay is recommended. This will help extend the life of your rug by preventing fibres from being crushed as it acts as a buffer between hard surfaces and the rug.



RUG PLACEMENT & SUITABILITY GUIDE

A well-proportioned rug can tie an entire room together, but it can be tricky to get the size and placement right for each individual space. A rug should be large enough to anchor your furniture whilst leaving some of the floor exposed. When in doubt, go for the biggest size possible. When choosing a rug for your home it pays to consider the area or space that the rug is for and determine the suitability based on the pile and fibre type. We've put together this Rug Suitability Guide for you to navigate this choice and select a rug that is perfect for your home – room by room.

LIVING ROOM

A rug in your living area will create a warm and inviting space. If you have hard flooring, a rug will provide a visual anchor as well as add comfort and warmth for those that like to sit or play on the floor. Often it is wise to choose a rug first and then build the interior scheme around the colour and texture. For a living environment the best rugs will be warm and inviting – you can choose a plush and textured rug or flatter jute all dependent on the look and feel that you want. As furniture is not generally moved often in a living space – a higher pile or more decorative weave technique will be acceptable. But this really depends on your family and how the space is used.

DINING ROOM

Dining areas tend to be higher traffic spaces with multiple chairs moving in and out regularly and often spills and crumbs falling onto the rug.

This is why we recommend to avoid anything with a high pile and suggest a flat weave rug. It is also important to choose a rug size that will fit both the table and the chairs. Too-small rugs can trip up the dining chairs when pulled out, not only does this become dangerous but also can damage the edges of the rug. You want to avoid a high pile or any rugs that have a raised or uneven weave technique for their crumb catching deep crevices. Jute and low pile wool blend rugs are the best choice for your dining area.

BEDROOM

Bedrooms are an ideal space to add a rug to give a luxurious and warm feel to the room. Rugs in bedrooms are ideally placed under the bed to give a soft and cosy underfoot feel when getting in and out. A rug in your bedroom will also soften the space and provide a comforting layer of warmth. Generally, bedrooms are lower traffic areas which means rugs with higher piles or more delicate fibres are entirely suitable here.

ENTRANCE/HALLWAY

When considering a rug for a hallway or entranceway you must consider these spaces as higher traffic areas where people are generally wearing footwear. As well as being the area where outside foot traffic is often bringing the exterior in ie. wet or dirty footwear. With this in mind – a harder wearing and lower pile rug is the best choice. A rug in these areas will also soften the sound of footsteps so adding a rug to your hallway will provide a sound barrier to the rooms off the hallway. We recommend our 100% jute or lower pile wool blend.

RUG SUITABILITY QUICK REFERENCE

DESIGN	LOW TRAFFIC LIVING	GENERAL LIVING	DINING	BEDROOM	KID FRIENDLY	ENTRY/HALLWAY
ALMONTE	.			.		
ANDES	
BONSAI	
CADIZ	
CATANIA	
DENALI	
DOLOMITE		.		.	.	
EMERSON		.		.		
GRANITO	.			.		
JIMARA	
LISBON	
LOGAN		.		.	.	
MAKALU	
MATTERHORN	
MITRE		.		.	.	
SYRACUSE	
TRAVERTINE	.			.		
UMBRA	
ZAMBESI		.		.		

GUIDE ON HOW TO CHOOSE A NURSERY & KID-FRIENDLY RUG

Rugs are a wonderful way to add some extra warmth, personality and protection to your child's nursery, bedroom or play area.

FINDING THE PERFECT RUG FOR YOUR CHILD'S SPACE

For your nursery, having something soft underfoot will help create an extra cosy and warm space for you and the baby, something you will relish at those midnight feeds, especially in the cooler months and as they start to move and crawl around, you want as much protection for their little hands and knees.

Children are bound to spend lots of time on their floor playing with their toys, reading and crawling. If you have a hardwood floor, it is definitely worthwhile investing in a rug to keep them comfortable. If you already have wall-to-wall carpet, it is still a great idea to include an extra rug to create a barrier for any inevitable spit ups or spills.

When it comes to choosing a rug that both kids and parents will love, there are more factors at play than just style! You want a rug that will withstand heavy wear and tear, be easy to clean and feel beautifully soft for your little one to happily roll, crawl and play on.



GUIDE TO BUYING RUGS ONLINE

Rugs are an easy and instant way to add warmth to your home. With the wide variety of rugs available to shop online, it is more convenient than ever to find the perfect rug that suits your personal taste and practical needs.

Because rugs are an investment piece that is so visual and tactile, buying the right one online can sometimes feel a little bit overwhelming. We have pulled together a one-stop guide filled with everything you need to consider before making your choice so that you can purchase a rug that you will love for years.

PATTERNED RUGS

Be sure to check the rug photos for pattern size and repeat. Rugs have a great visual impact and their pattern has a big role to play in pulling your styling together as well as the longevity of your rug.

When browsing, look for the colours used as well as the weave pattern. Here are three practical tips you might like to consider:

- Light toned or solid rugs are suitable for low-traffic areas such as the bedroom
- Two-toned or patterned rugs are great for high-traffic areas such as the living or dining areas – these will camouflage spills and dirt
- If your space is quite minimalist, seek a piled rug which will add visual interest.





MEASURE OUT THE RUG SIZE

When browsing for rugs online, you are going to discover a wide variety of shapes and sizes. Measuring your room before purchasing a rug online may seem like an obvious step, but it is essential to take the time to measure your space properly to avoid getting the wrong size.

Your rug size is determined by the room's shape as well as furniture placement. An easy way to visualise what rug size you need is to lay out a sheet, newspapers or blanket – once you've found the perfect fit you can take your measurements and shop with confidence.

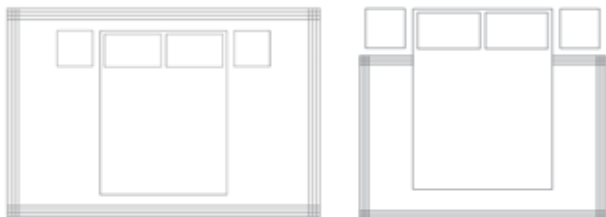
In general, the easiest format to work with is a rectangular shape because it helps define an area that furniture can be styled around. It is also best to opt for a larger sized rug that can easily accommodate and anchor big items of furniture such as a sofa or bed.

RUG PLACEMENT

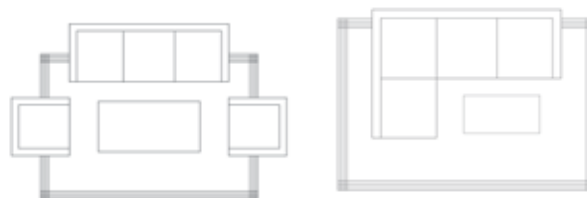
If you are unsure about how to position a rug with your furniture, we've put together a handy guide on the next page which includes diagrams and tips for rug placement in the most popular areas in the home - the lounge, dining and bedroom.

RUG PLACEMENT IDEAS

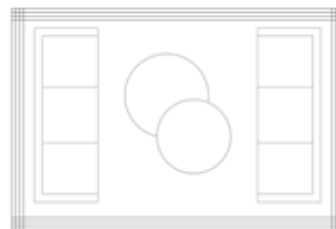
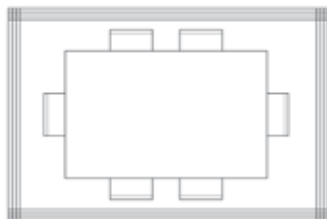
Bedroom



Living Room



Dining Room



CHECK THE RUG WEIGHT

If you are wanting to buy a rug that you will love for years, it is worthwhile investing in one with a high weight count.

The heavier the rug is, the more material and thickness it has. A rug that hasn't compromised on its high-quality material count:

- Sits better on the floor: it is less likely to slip on timber or tiled floors, unlike smaller rugs.
- Lasts longer: a thicker rug will withstand traffic better than thinner rugs which are likely to wear more quickly or flatten easier over time.
- Plusher underfoot: if you are after a cosy rug, you want one with more pile!
- Better insulation: this will keep the warmth in during the cooler months & in cold climates
- Adds visual interest: heavier rugs look more luxurious and add more depth to the space, lifting the room's atmosphere.



THE BEAUTY OF A HANDMADE RUG

Each Weave rug is artisan made meaning no two items will be the same. Irregularities in weave colour and texture are characteristic of the manufacturing process and are an integral part of the design. As such there may be slight markings or variations in appearance (including in colour or finishing) which are unavoidable but actually add to the beauty of the rug you are buying.

Being individually handmade and woven our rugs can vary in size by as much as 5% from the dimensions ordered. We also make every effort to ensure there is minimal colour variation however up to 5% can be expected which is the standard for carpet colour variation.

Weave rugs are not machine-made and each rug takes several days to weave by hand. Minor variations like weave thickness and alignment may also occur, but consider them a feature and what makes your rug special and individual.



HANDWOVEN CHARACTERISTICS

SHEDDING

All Weave rugs are made from natural fibres that can result in shedding/pilling. Shedding is a result of the fibres in the rug becoming loose, this characteristic is completely normal and will settle down within a few months of use. To help keep the shedding to a minimum take care when vacuuming, particularly with a stick vacuum cleaner on high power. Refrain from using a beater bar or rotating brush as this will pull the fibres out and make the shedding worse. A flat head attachment is preferable to create as little friction as possible.

Small balls of fibre on the surface can be removed with scissors or a de-pilling machine, being careful not to cut a strand of yarn within the rug.

To help reduce shedding, you should start by vacuuming your rug in one direction that goes against the pile, then do the opposite by vacuuming in the direction of the pile and repeat the process until you have done the whole area. By using this method, you first lift the pile and catch any loose fibres and loosen any dirt, then you smooth out the pile for a fuzz free finish.

Rug placement is another top priority when trying to eliminate rug shedding. If you place your rug in a high traffic area, where there is lots of activity and movement over the rug, it can increase the shedding. It may be a good idea to place the rug in a less busy area of the home, and then move it once the shedding stops.

POP UPS

Pop-ups are another completely normal characteristic of flat-woven rugs. A pop up is simply a loose thread. Remembering that our rugs are all handwoven - as a craftsman weaves the yarn back and forth across the loom at some point, he'll run out of yarn. In all rug weaving these threads are tucked in as the new piece of yarn is started. A pop up is simply when this very end of the yarn works its way loose. Pop-ups can either be left alone or gently pushed back into the structure of the rug. We do not suggest pulling or cutting out threads as this can lead to holes appearing. Pop ups should not be considered a fault or a reason to return your rug.

SIZING

Variation of 5% of the finished size of Weave rugs is within tolerance for an individually handwoven product.

ODOUR

Our rugs are shipped in sealed wrap to protect them from damage. On occasion the odours from the raw materials can be concentrated during the shipping process. Once the rug is exposed to fresh air the odour should dissipate within a few days to a week.

CREASING

Our rugs are rolled for shipping and some creases may occur. Creasing should disappear after a few weeks of rolling out. Reverse rolling your rug overnight will accelerate this process.

GETTING THE BEST FROM YOUR WEAVE RUG

A Weave floor rug, taken care of, will last for years adding beauty and warmth to your home. By following the care instructions and general rug maintenance in this booklet you will ensure you can enjoy your rug for many years.

We recommend a non-slip underlay should always be placed under rugs. It will stop the rug from slipping, create more depth underfoot and lessen wear on the rug. It also prevents the risk of dye transfer to the undersurface and helps protect timber flooring.

Sun exposure for extended periods of time may cause fading and items should be rotated regularly to minimise fading colour change and damage.

We want every Weave rug to look as good as when you first bought it. This is why every one of our rugs has a cotton backing and braided edge on the underside to provide strength and stability and keep the rug square.



RUG PROTECTION SYSTEM

At Weave, we proudly align with companies that have the same passion, drive and ethical standards in the product and service they offer. This is why we exclusively recommend Premium Surface Protection and their rug protection formulas MicroSeal & Fiber ProTector.

They are experts in their field on all things relating to fibre and surface protection. Once you have purchased and received your Weave rug we recommend you contact Premium Surface Protection directly for a free quote to treat your purchase, so that your investment can continue looking like the day when you first unrolled it. (Nationally available across Australia and New Zealand)

Treated fibres are up to 60% more resistant to wear and abrasion, because soil must wear through the protection before causing wear on the fibres themselves.



FAQ

What is MicroSeal and Fiber ProTector?

MicroSeal & Fiber ProTector are unique permanent solutions to protect against stains and damaging UVA and UVB rays. Both solutions are anti-static as well as flame and fume retardant to keep your home safe. They also help eliminate mould, mildew and bacteria so you can breathe easy while relaxing on your rug.

How does the protection work?

Normally when soil wears through the layers of your rug, it causes wear on the fibres. Both MicroSeal and Fiber ProTector solutions create a barrier around every fibre of your rug, penetrating and sealing them into place so the entire rug is protected from harm. The solutions will not alter the colour, texture or feel of your rug either, leaving your rug looking and feeling fresh and sumptuous.

How is the protection applied?

Both protections are applied by a qualified professional in your home using special equipment to spray the solution consistently across the rug. The protected rug can be used in as little as one hour after treatment, and the solution will settle in completely after four days.

Can any rug be treated?

Yes! Any Weave floor rug can be treated, so you can now choose the rug of your dreams and it will be both beautiful and practical. Rugs containing viscose yarns are protected with the Fiber ProTector formula & MicroSeal is used for all other fiber types.

Does the protection have an odour?

There is a slight odour during application, but rest assured it will go away once the treatment has fully set. We simply recommend that you are not in the room when your rug is being treated as it is applied with a fine mist spray.

Is the protection environmentally friendly?

Yes - both MicroSeal and Fiber ProTector are safe for people, plants, pets and our planet. They are also produced using renewable resources and are biodegradable. The unique formulas are non-toxic and non-allergenic. They are also WoolSafe approved, and meet the EGTS 1502 EnviroSeal standard.

How do I clean my rug?

We recommend that all spills and stains be tended to immediately, following the care and cleaning instructions provided. If the rug has been protected, you will find that blotting with a paper towel will work 99% of the time. We also find using a spray bottle with 50% water and 50% white vinegar for stickier or dried stains can be very helpful too.

Will I need to clean my protected rug?

Yes, we still recommend that you regularly vacuum and tackle spots and spills immediately. Cleaning your rug regularly can also help to reduce the frequency of professional cleans required. It is important to note that even after many professional cleans, MicroSeal or Fiber ProTector will not wear off. Your rug will always be protected!

How long will the protection formula last on my rug?

Both MicroSeal and Fiber ProTector are permanent solutions with a lifetime service warranty through Premium Surface Protection. There is no need to re-apply the solutions after professional cleaning, so your rug will forever be easy to clean and stay permanently protected.

For further information, please contact Premium Surface Protection quoting WEAVEHOME for your free quote and chamois sponge on treatment.

Australia:

premiumsurfaceprotection.com.au | 1800 189 907
info@premiumsurfaceprotection.com.au

New Zealand:

premiumsurfaceprotection.co.nz | 0800 001 069
info@premiumsurfaceprotection.co.nz



WARWICK FABRICS PTY LTD

Australia

Web: weavehome.com.au

Email: hello@weavehome.com.au

Phone: 1300 787 888

New Zealand

Web: weavehome.co.nz

Email: hello@weavehome.co.nz

Phone: 0800 922 000